



James Berry Leather

Paris

Dear friend,

Thank you for downloading this template!

For this one-piece belt pouch, I recommend using 2.2 thick vegetable tanned leather (5oz). You will also need rivets in sizes 5.8 and 9.2mm diameter heads (T2 and T4 rivets on Decocuir.com)

Follow the video build guide on my channel: <https://www.youtube.com/c/JamesBerry>

Instructions for use:

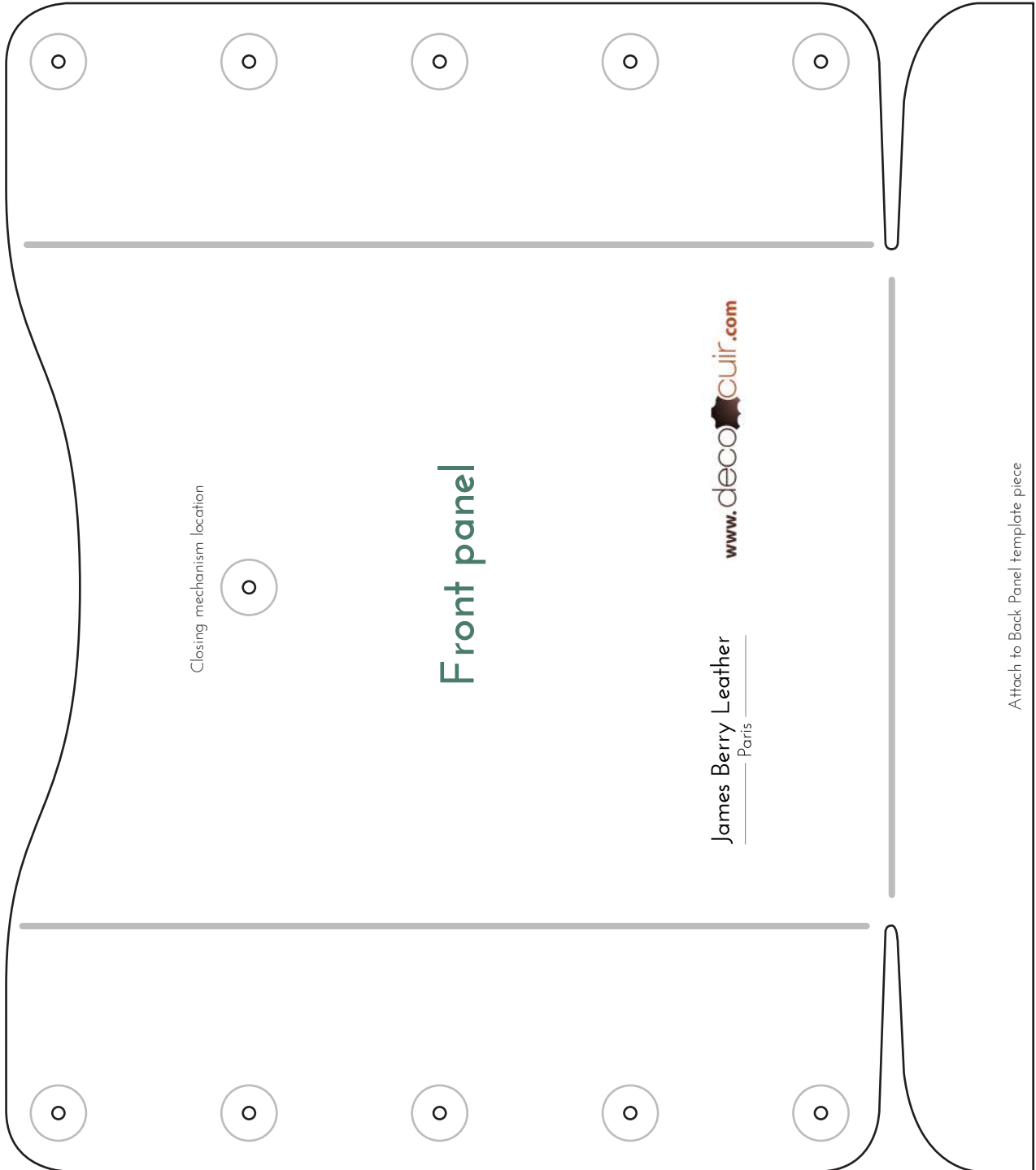
1. Print PDF file on A4 paper at %100 scale (check your printer settings) to ensure that your print will be at the original scale of the document - reference this with the Print Guide on the last page
2. Cut out paper template and assemble all 3 pieces together using tape - glue the paper template to card stock if possible
3. Using cut-out template, scribe the pattern and two belt loops onto the leather
4. (Optional) Apply neatsfoot oil or dye to your leather according to your preference
5. Cut leather along your scribed lines
6. Mark the rivet placement using an awl or pointed instrument
7. Cut grooves on the inside of the leather along the fold marks indicated on the pattern (grey lines)
8. Dress and burnish the edges all around your pieces
9. Apply the finish of your choice to nourish and protect the leather
10. Punch all the holes indicated in the pattern with a 2mm hole punch
11. Using a rivet setting tool, rivet the Belt Loops to the back of the bag
12. Install the closing mechanism of your choice in the locations recommended on the template
13. Rivet the sides together to form the main body of the pouch - it is recommended to work in a parallel motion from one side to the other starting at the bottom of the bag and working your way up
14. Rivet the sides of the flap
15. Enjoy your new belt pouch for years (decades?) to come!


Please note that this template is for personal use only and may be used for as many projects as you wish. Please do not share or sell these templates.


Thank you and happy crafting!

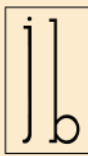


James Berry Leather
Paris



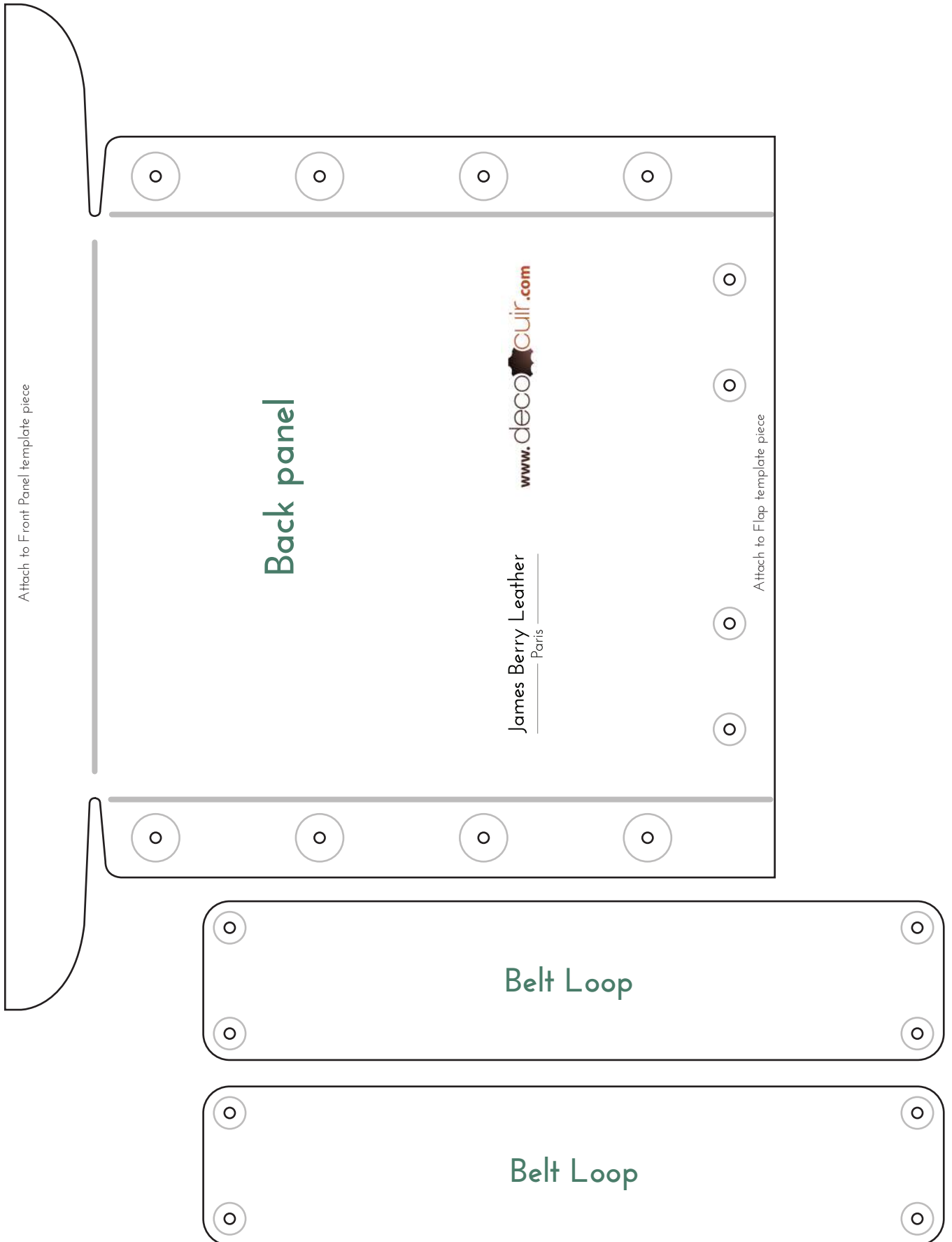
 Rivet size T4 or 9.2mm head

 Rivet size T2 or 5.8mm head



James Berry Leather

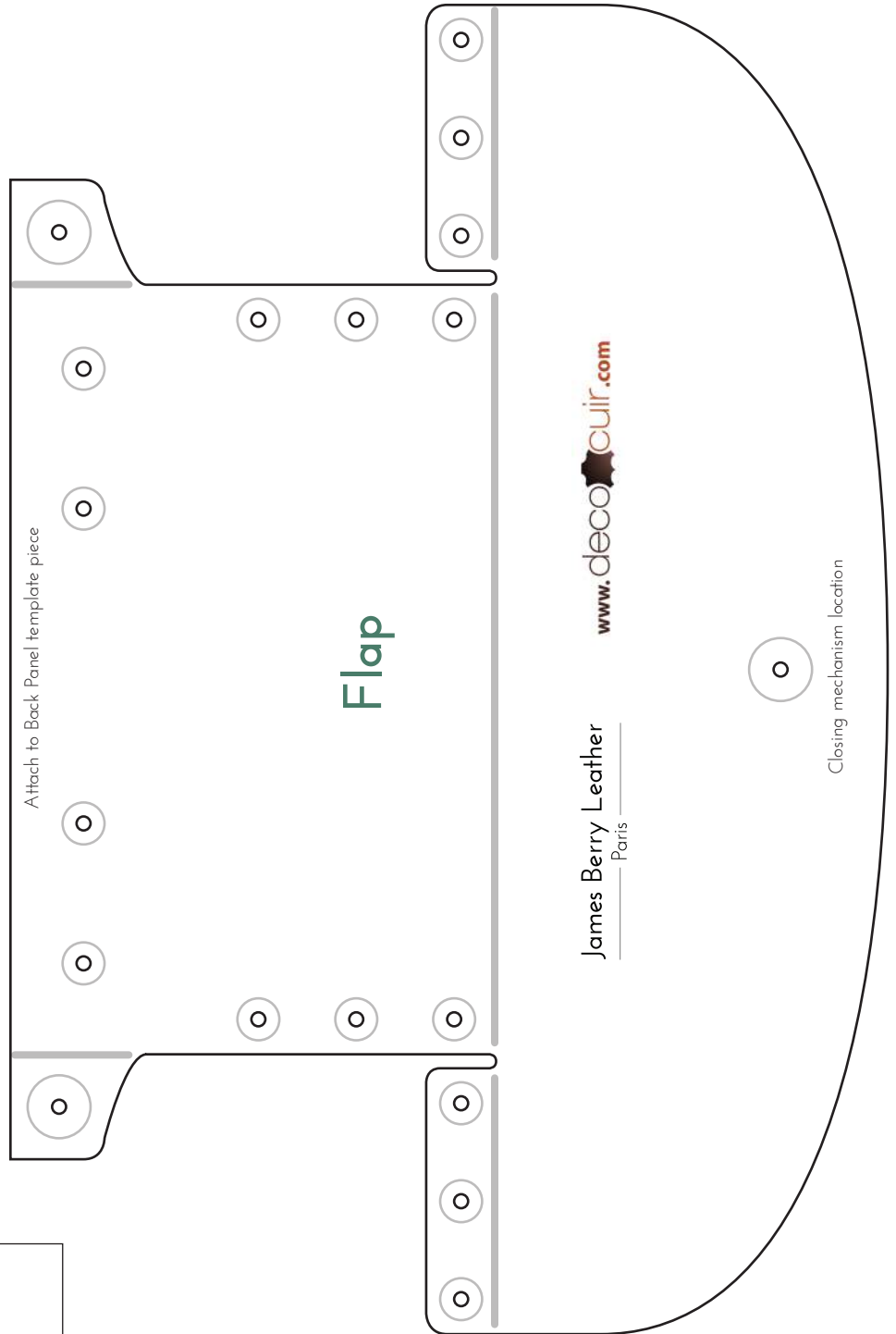
Paris





James Berry Leather

Paris



1cm	5cm
-----	-----

Print guide
Make sure these measures
are correct before
starting your project